

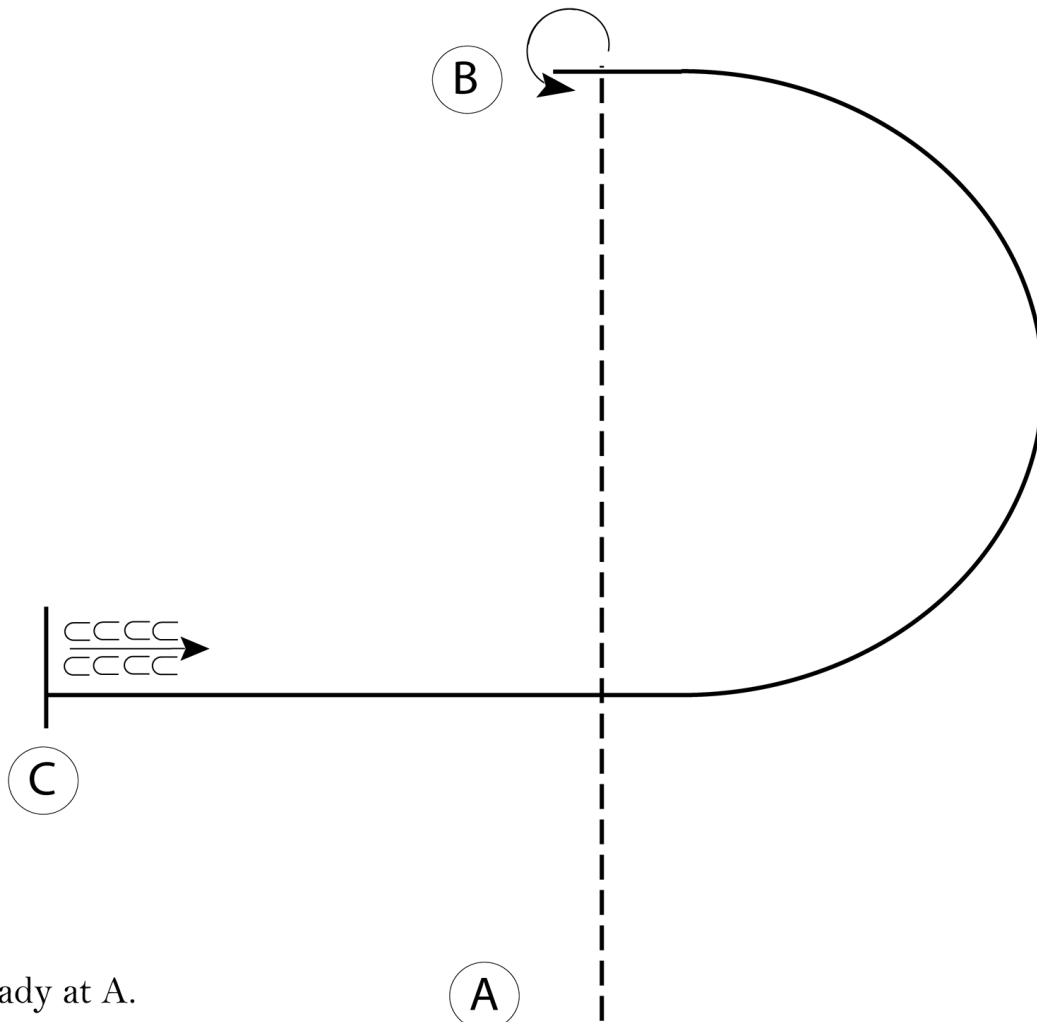
# Santa Cruz County Fair

## Hunt Seat Equitation (JR, SR, Open 13 & Under and 14-19)

Show Date: 09-12-2023

w w w . H o r s e S h o w P a t t e r n s . c o m

w w w . H o r s e S h o w P a t t e r n s . c o m



Be ready at A.

1. Posting trot on the left diagonal from A to B.
2. At B, stop and perform a 270 degree turn on the forehand to the left.
3. Canter on the right lead from B to C.
4. At C stop and back approximately one horse length.

Follow the instructions of your ring steward.

Walk	-----
Trot	- - - - -
Extended Trot	-----
Canter	—————
Leg Yield	
Lead Change	↙ ↘
Back	← ← ← ← ←
Marker	⊙
Sidepass	← — — — — →
Hand Gallop	—————

[HSE/1-30]

**Pattern Provided by:**

*Jenn Wheeler*

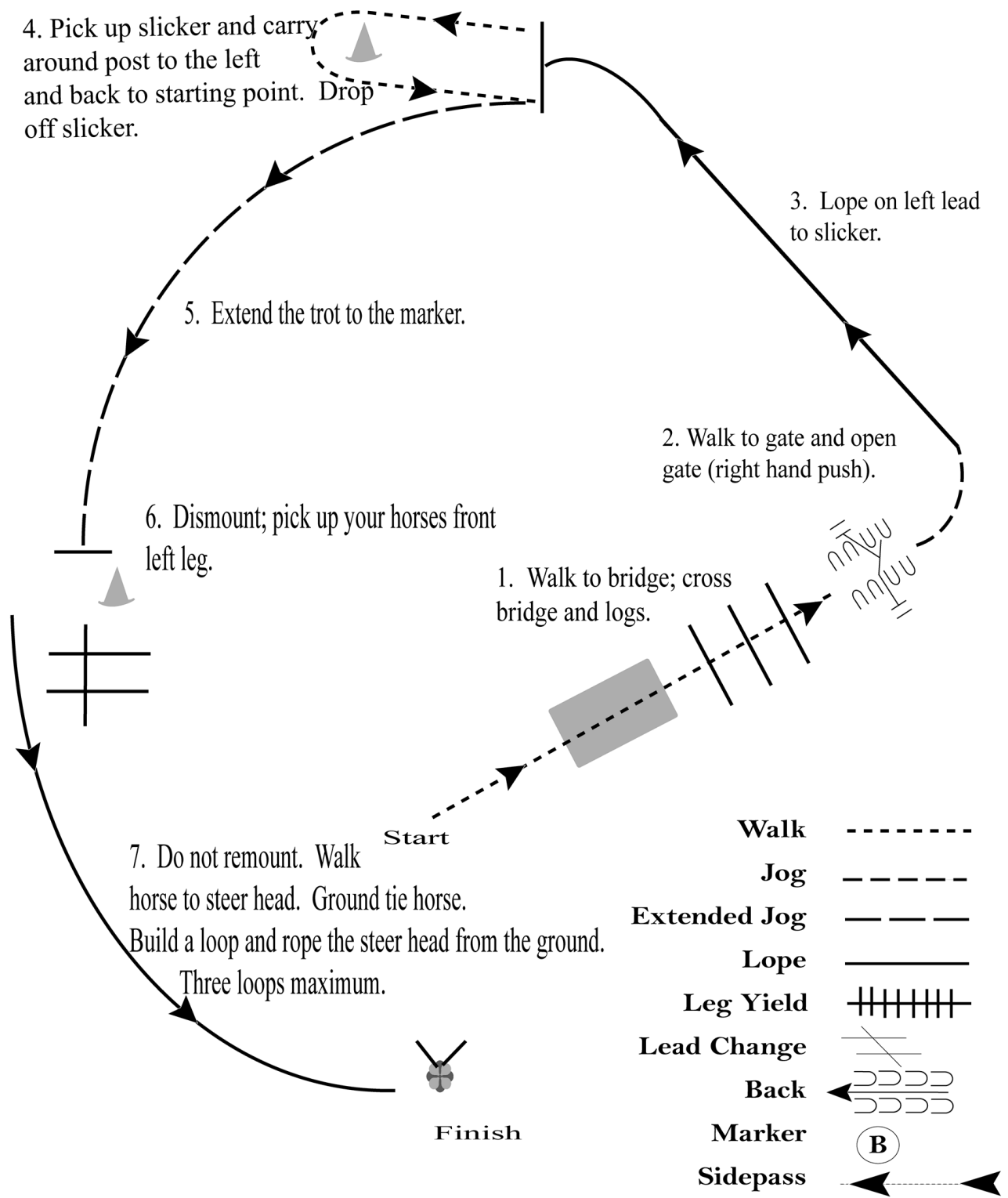
# Santa Cruz County Fair

## Ranch Trail

Show Date: 09-12-2023

www.HorseShowPatterns.com

www.HorseShowPatterns.com



[RT/3]

Pattern Provided by:

*Jenn Wheeler*

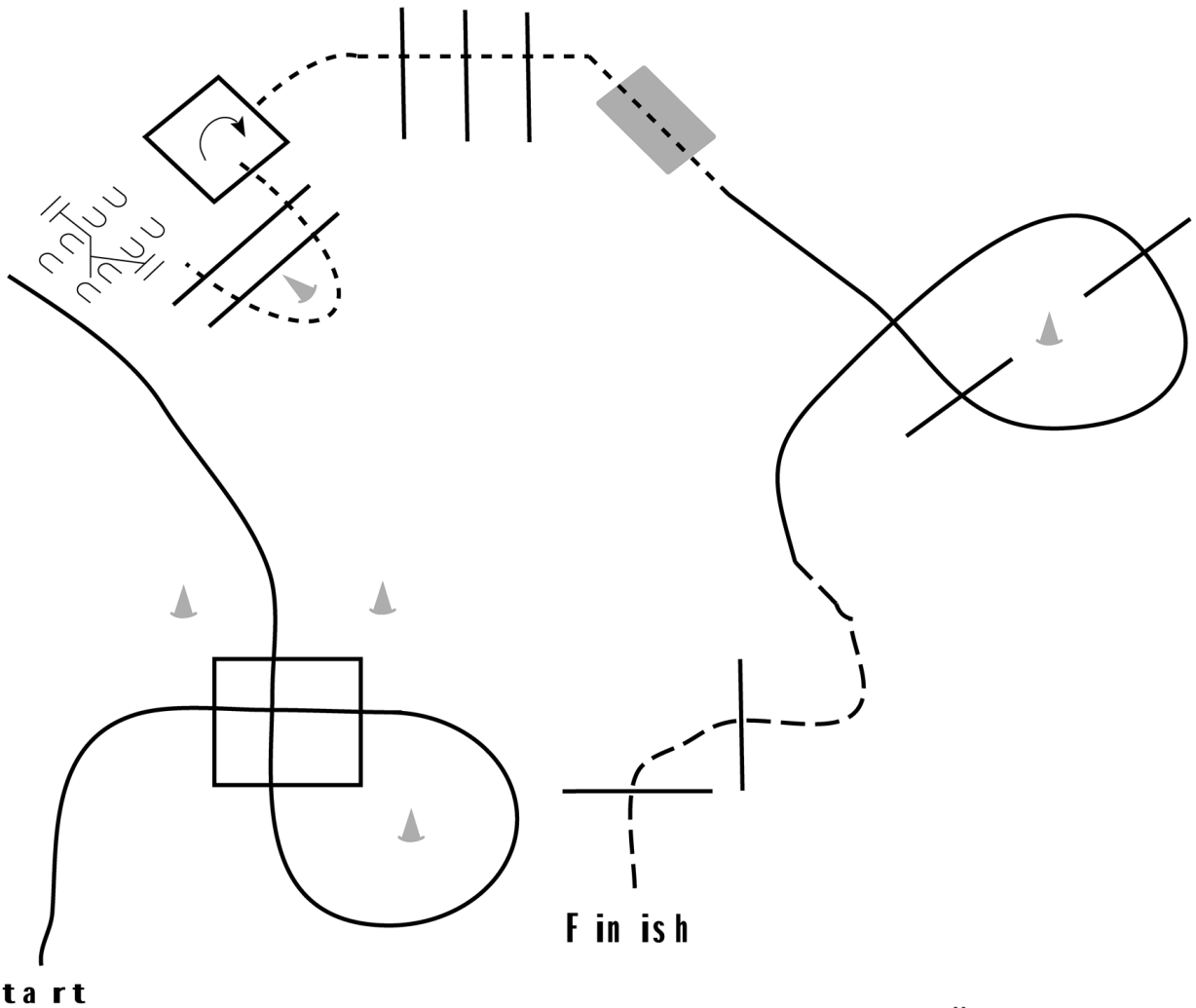
# Santa Cruz County Fair

## Trail (JR, SR, Open 13 & Under and 14-19)

Show Date: 09-12-2023

w w w . H o r s e S h o w P a t t e r n s . c o m

w w w . H o r s e S h o w P a t t e r n s . c o m



1. Lope on the right lead through box to gate
2. Right hand push gate
3. Walk over elevated poles and into box
4. 1/4 turn to the right in the box
5. Walk over poles and over bridge
6. Lope on the left lead over poles
7. Jog over poles to finish

Walk	-----
Jog	-----
Extended Jog	-----
Lope	—————
Leg Yield	
Lead Change	—/—
Back	←←←←←
Marker	Ⓚ
Sidepass	←-----→

[T/1-11]

Pattern Provided by:

*Jenn Wheeler*

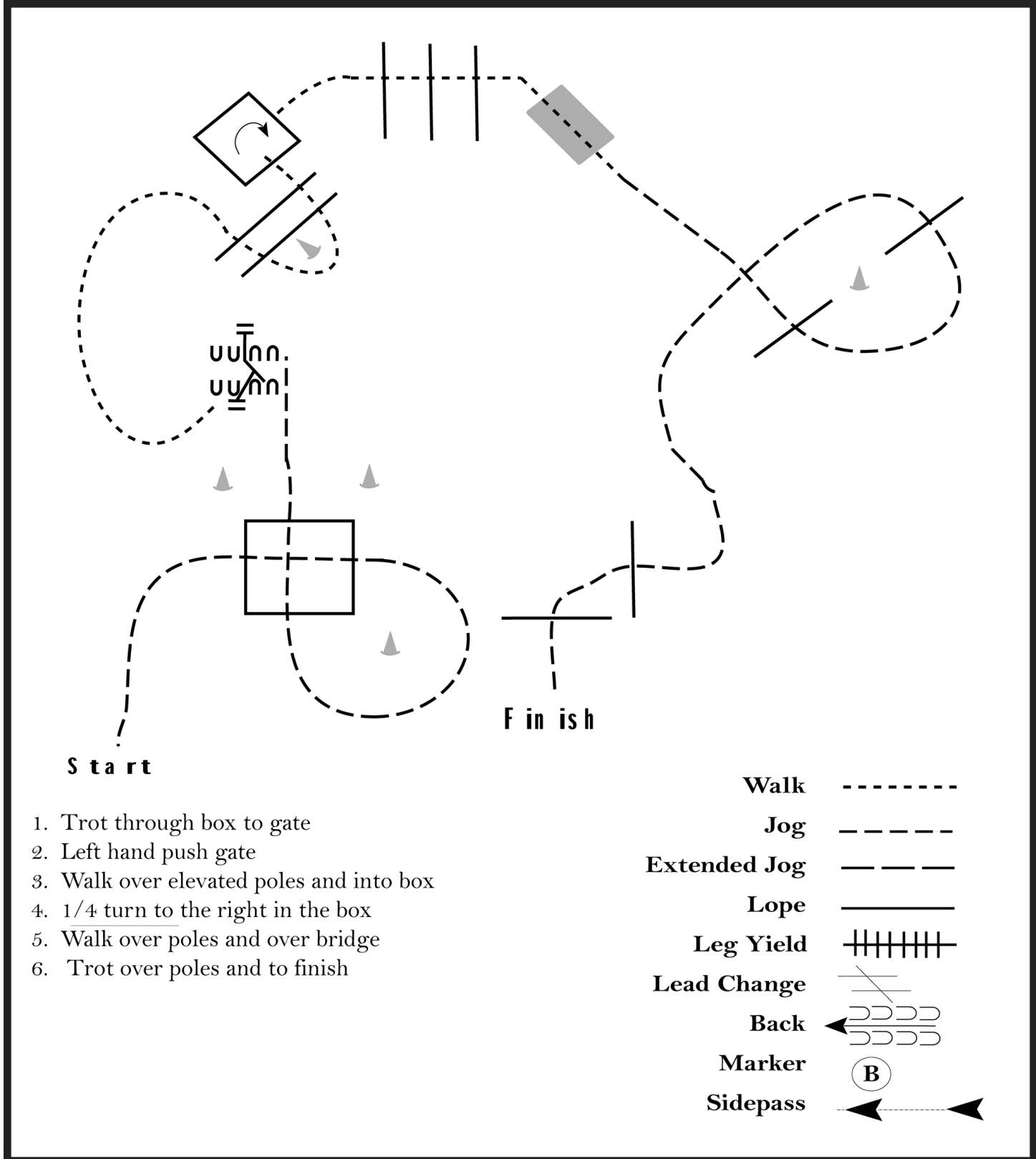
# Santa Cruz County Fair

## Trail (Walk Jog, Leadline (walk only))

Show Date: 09-12-2023

www.HorseShowPatterns.com

www.HorseShowPatterns.com



**S t a r t**

**F i n i s h**

1. Trot through box to gate
2. Left hand push gate
3. Walk over elevated poles and into box
4. 1/4 turn to the right in the box
5. Walk over poles and over bridge
6. Trot over poles and to finish

<b>Walk</b>	.....
<b>Jog</b>	-----
<b>Extended Jog</b>	- - - - -
<b>Lope</b>	—————
<b>Leg Yield</b>	
<b>Lead Change</b>	— / —
<b>Back</b>	← ← ← ← ←
<b>Marker</b>	ⓑ
<b>Sidepass</b>	← ..... →

[T/1-5]

**Pattern Provided by:**  
*Jenn Wheeler*

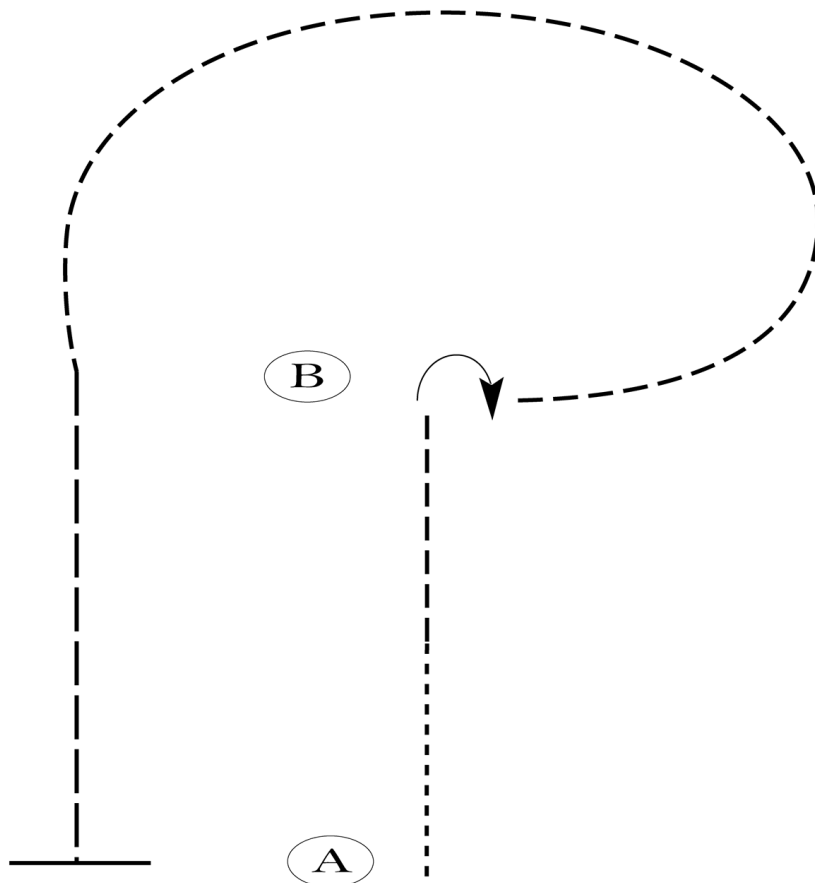
# Santa Cruz County Fair

## Western Horsemanship (All Walk Jog )

Show Date: 09-12-2023

w w w . H o r s e S h o w P a t t e r n s . c o m

w w w . H o r s e S h o w P a t t e r n s . c o m



Be ready at A.

1. Walk half way to B.
2. Jog to B.
3. Turn 90 degrees to the right.
4. Jog around B.
5. When even with B, extend the jog to A.
6. Stop at A.

Follow the instructions of your ring steward.

Walk	-----
Jog	- - - - -
Extended Jog	- - - - -
Lope	—————
Leg Yield	
Lead Change	— / —
Back	← — — — —
Marker	⊙ B
Sidepass	← — — — — →

[WH/WT-38]

Pattern Provided by:

*Jenn Wheeler*

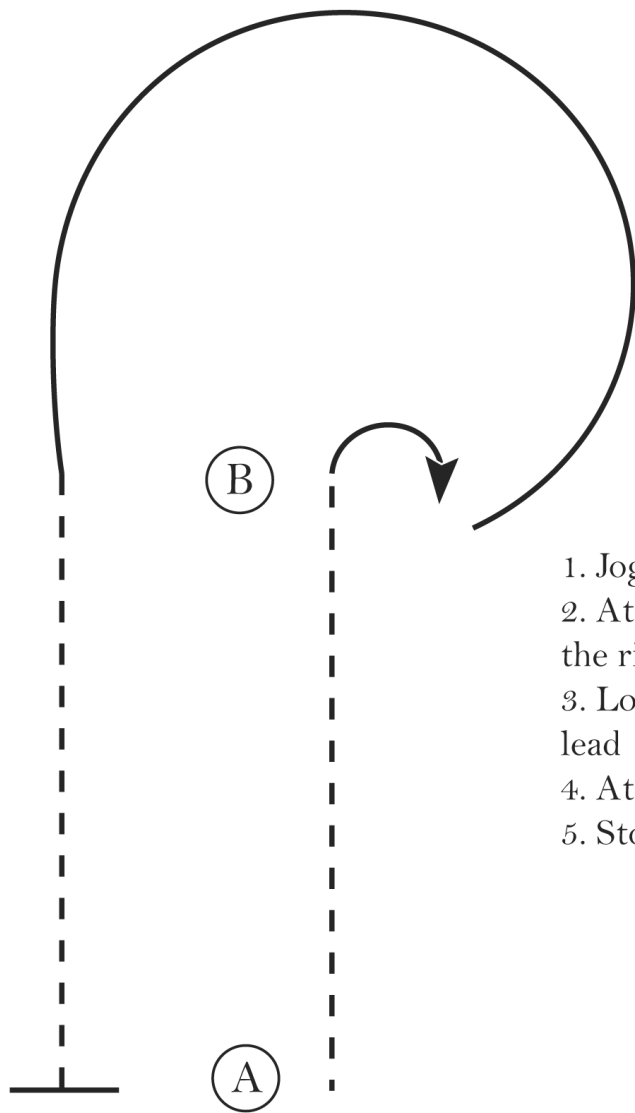
# Santa Cruz County Fair

Western Horsemanship (JR, SR, Open 13 & Under and 14-19)

Show Date: 09-12-2023

w w w . H o r s e S h o w P a t t e r n s . c o m

w w w . H o r s e S h o w P a t t e r n s . c o m



1. Jog A to B
2. At B perform a 90 degree turn to the right
3. Lope a circle around B on the left lead
4. At B jog to A
5. Stop at A.

Walk	.....
Jog	- - - - -
Extended Jog	- - - - -
Lope	—————
Leg Yield	
Lead Change	↘
Back	←←←←← ←←←←←
Marker	(B)
Sidepass	←←←←←

[WH/1-14]

Pattern Provided by:  
*Jenn Wheeler*

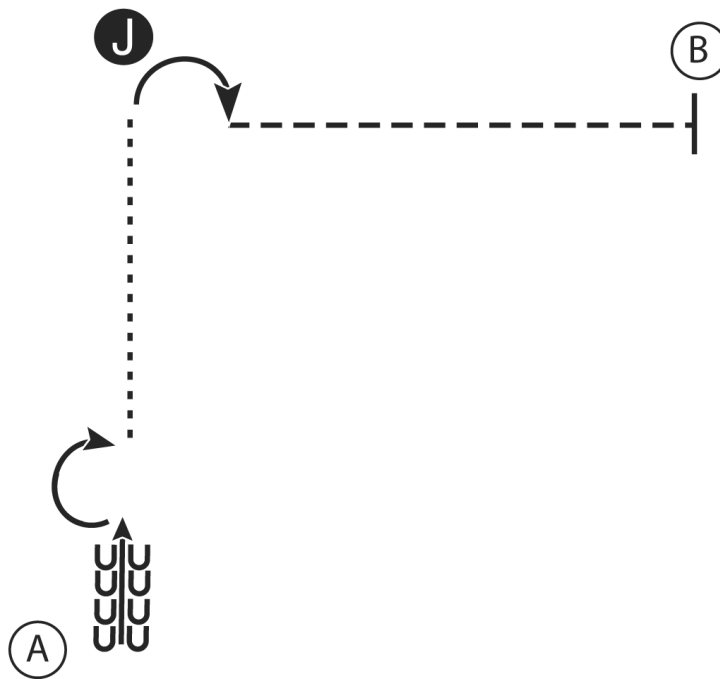
# Santa Cruz County Fair

## Showmanship (Ranch )

Show Date: 09-12-2023

w w w . H o r s e S h o w P a t t e r n s . c o m

w w w . H o r s e S h o w P a t t e r n s . c o m



1. Back 4 steps at A
2. Perform a 180 degree turn
3. Walk to the judge and set up for inspection
4. When dismissed perform a 90 degree turn and trot to B
5. Stop at B

- Walk - - - - -
- Trot - - - - -
- Back ← C C C C C
- Marker (B)
- Judge (J)

[S/1-2]

Pattern Provided by:

*Jenn Wheeler*

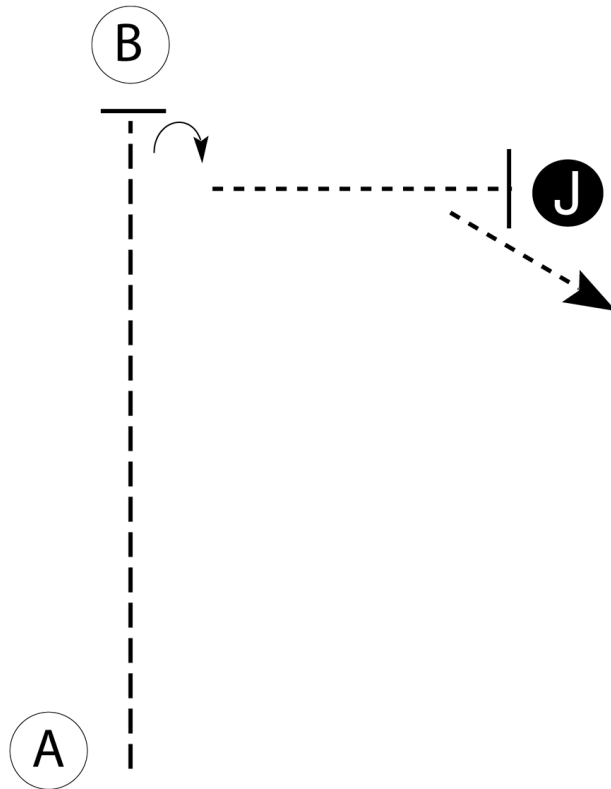
# Santa Cruz County Fair

## Showmanship (Novice, Walk Jog, 10 & Under )

Show Date: 09-12-2023

w w w . H o r s e S h o w P a t t e r n s . c o m

w w w . H o r s e S h o w P a t t e r n s . c o m



Be ready at A.

1. Trot to B.
2. Stop and perform a 1/4 turn.
3. Walk to judge.
4. Stop and set up for inspection.
5. When dismissed, turn slightly to the right and walk straight away from judge.

Follow the instructions of your ring steward.

Walk	-----
Trot	- - - - -
Back	←←← ←←←
Marker	(B)
Judge	(J)

[S/WT-52]

Pattern Provided by:

*Jenn Wheeler*



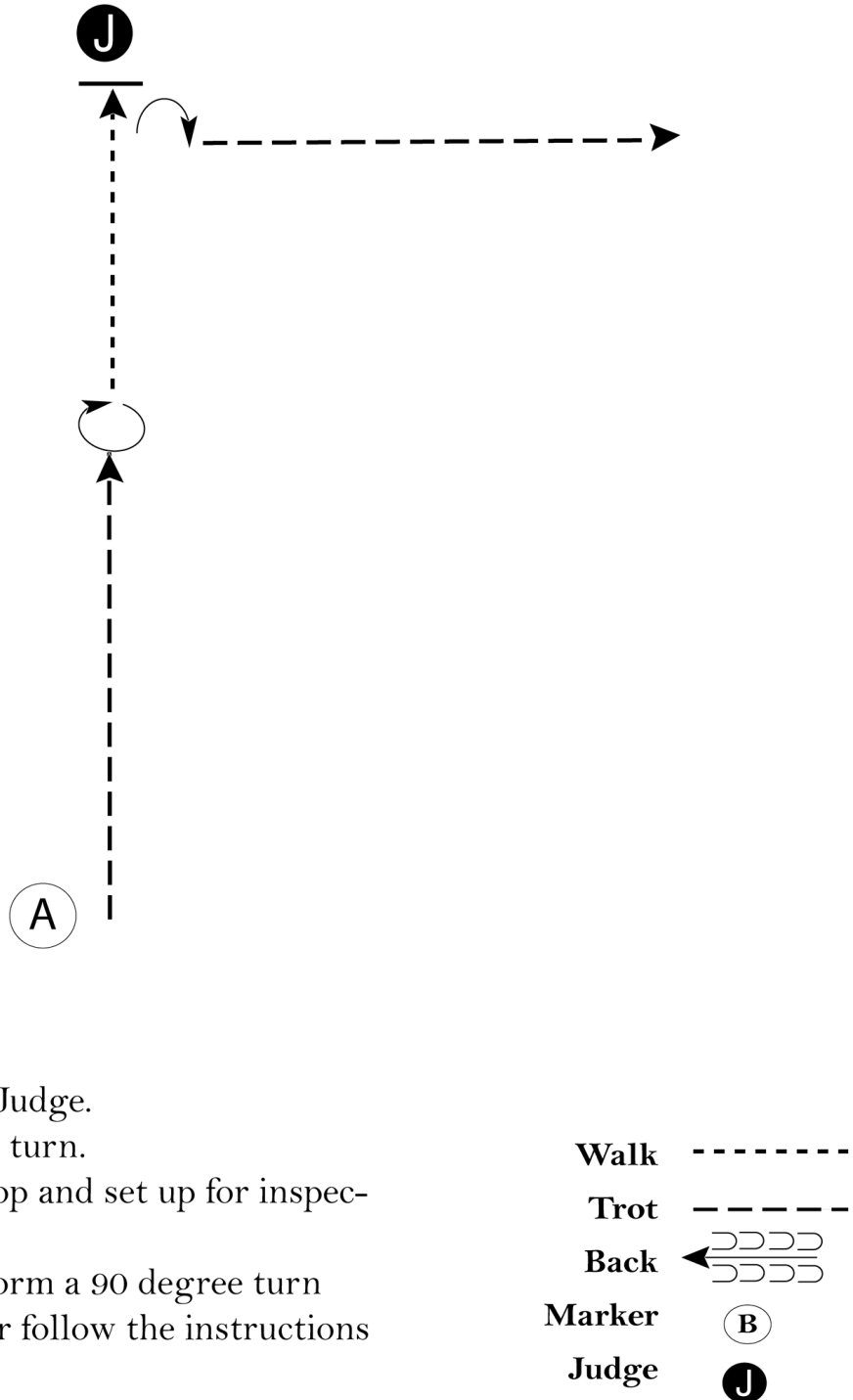
# Santa Cruz County Fair

## Showmanship (All English, JR, SR, Open 13)

Show Date: 09-12-2023

w w w . H o r s e S h o w P a t t e r n s . c o m

w w w . H o r s e S h o w P a t t e r n s . c o m



[S/1-17]

Pattern Provided by:

*Jenn Wheeler*

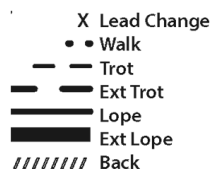
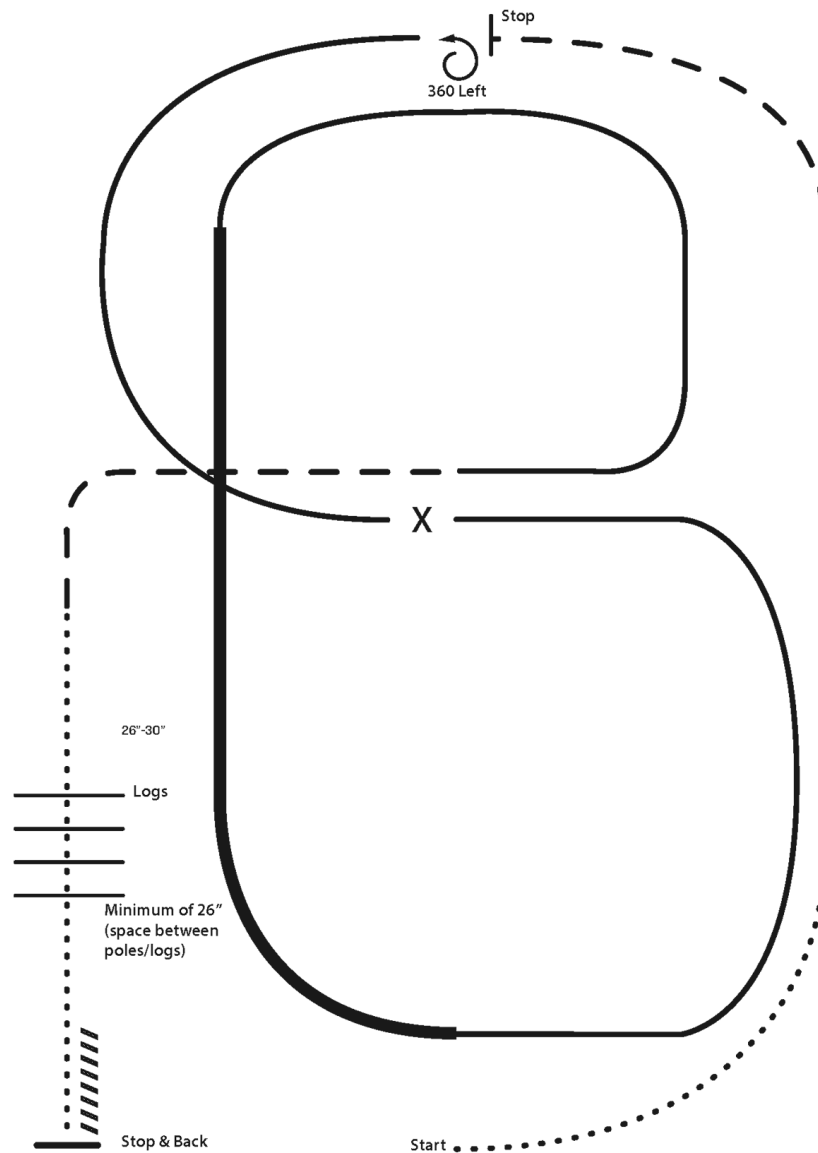
# Santa Cruz County Fair

## Ranch Riding (Open)

Show Date: 09-12-2023

www.HorseShowPatterns.com

www.HorseShowPatterns.com



1. Walk
2. Trot
3. Extend the trot, at the top of the arena ,stop
4. 360 degree turn to the left
5. Left lead 1/2 circle, lope to the center
6. Change leads (simple or flying)
7. Right lead 1/2 circle
8. Extended lope up the long side of the arena (right lead)
9. Collect back to a lope around the top of the arena and back to center
10. Break down to an extended trot
11. Walk over logs
12. Stop and back

[RR/AQHA-1]

Pattern Provided by:  
*Jenn Wheeler*

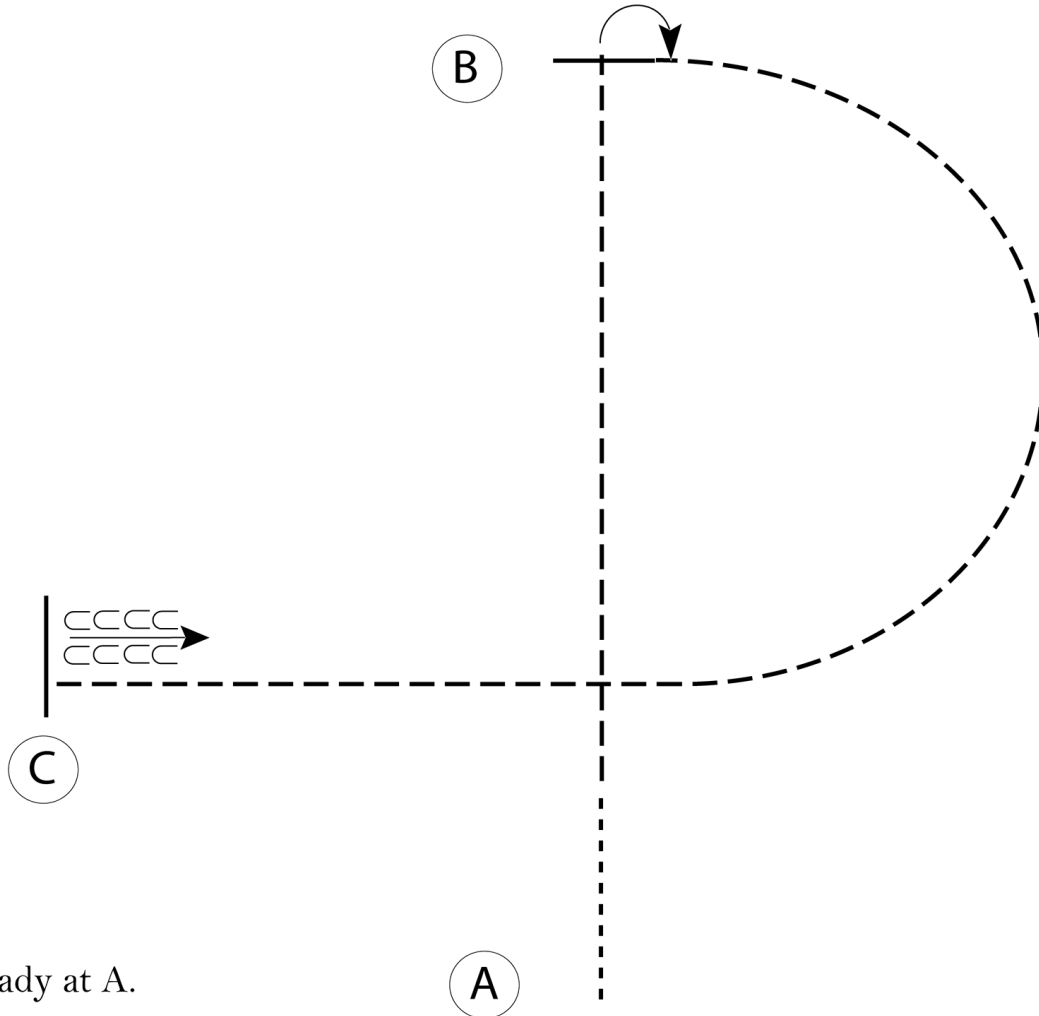
# Santa Cruz County Fair

## Hunt Seat Equitation (All Walk Trot)

Show Date: 09-12-2023

w w w . H o r s e S h o w P a t t e r n s . c o m

w w w . H o r s e S h o w P a t t e r n s . c o m



Be ready at A.

1. Walk from A until even with C.
2. Posting trot on the right diagonal to B.
3. At B, stop and perform a 90 degree turn on the forehand to the right.
4. Posting trot on the left diagonal from B to C.
5. At C stop and back approximately one horse length.

Follow the instructions of your ring steward.

Walk	-----
Trot	- - - - -
Extended Trot	-----
Canter	—————
Leg Yield	
Lead Change	—/—
Back	←←←←←
Marker	(B)
Sidepass	←-----→
Hand Gallop	—————

[HSE/WT-30]

Pattern Provided by:

*Jenn Wheeler*