

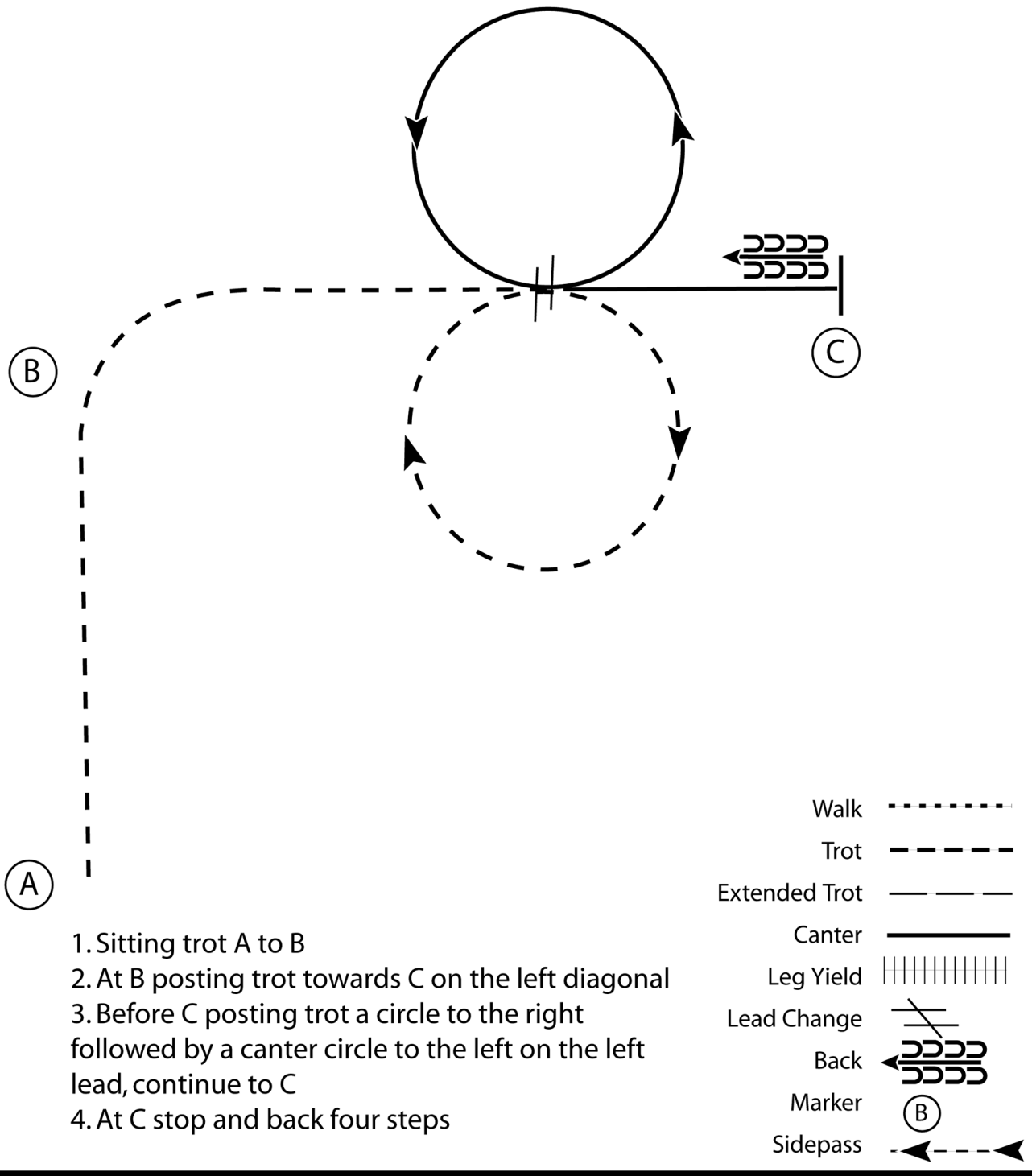
Santa Cruz County Fair

Hunt Seat Equitation Jr, Sr, Open 13 and under and 14-19

Show Date: 09-13-2022

w w w . H o r s e S h o w P a t t e r n s . c o m

w w w . H o r s e S h o w P a t t e r n s . c o m



[HSE/1-10]

Pattern Provided by:
Lauren Murrell

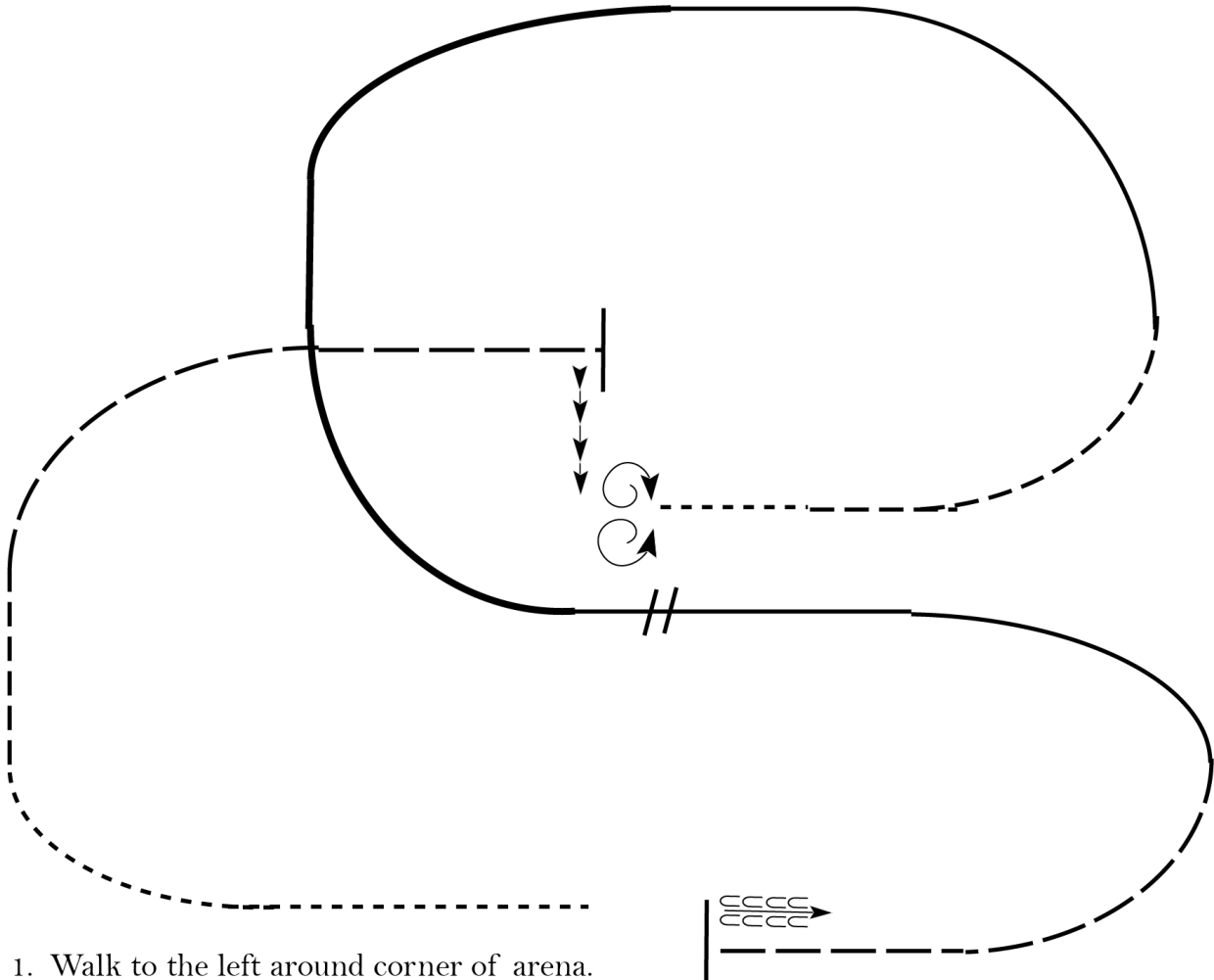
Santa Cruz County Fair

Open Ranch Riding

Show Date: 09-13-2022

w w w . H o r s e S h o w P a t t e r n s . c o m

w w w . H o r s e S h o w P a t t e r n s . c o m



1. Walk to the left around corner of arena.
2. Trot
3. Extend alongside of the arena and around the corner to center.
4. Stop, side pass right
5. 360 degree turn each direction (either way 1st)
6. Walk.
7. Trot.
8. Lope left lead
9. Extend the lope
10. Change leads (simple or flying)
11. Collect to the lope
12. Extend trot
13. Stop and back

Walk	-----
Jog	- - - - -
Extended Jog	— — — — —
Lope	
Lead Change	— / —
Back	← — — — —
Marker	(B)

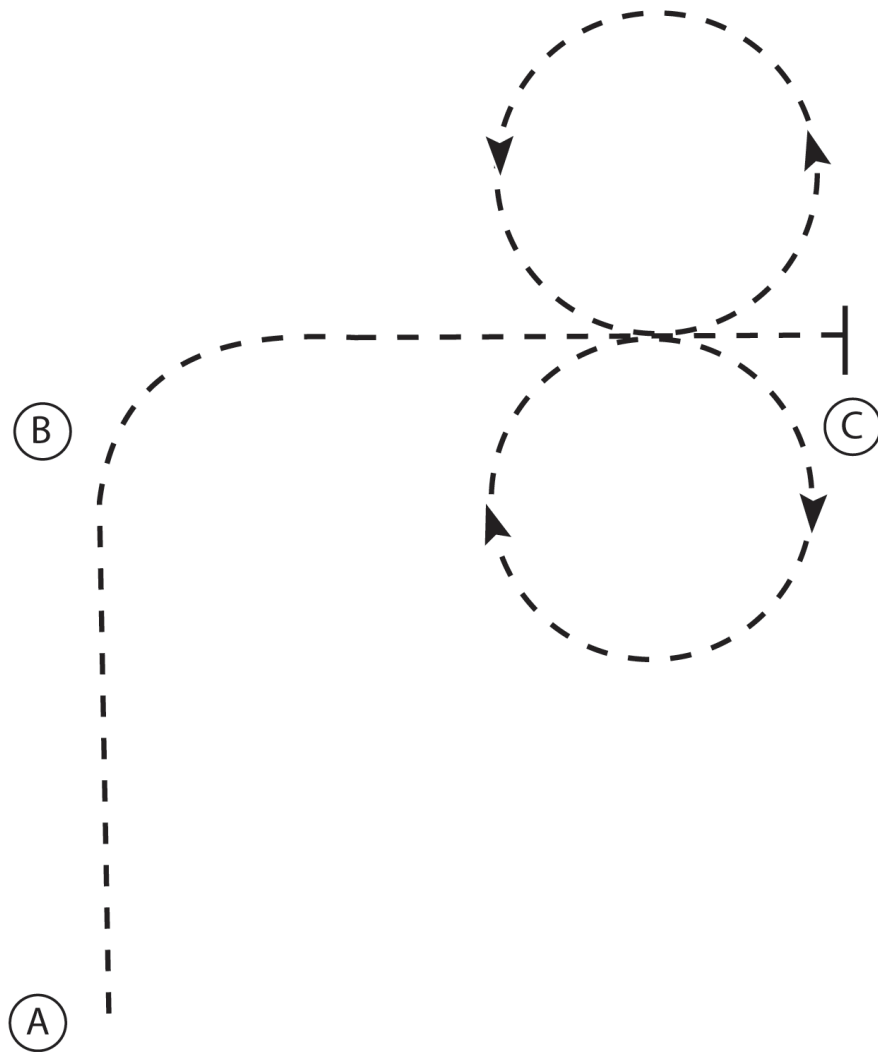
[RR/3]

Pattern Provided by:
Lauren Murrell

Santa Cruz County Fair

Hunt Seat Equitation All Walk Trot

Show Date: 09-13-2022



1. Sitting trot A to B
2. At B posting trot towards C
3. Before C posting trot circle to the right followed by a posting trot circle to the left, continue to C
4. Stop at C

Walk
Trot	-----
Extended Trot	-----
Canter	—————
Leg Yield	
Lead Change	↘
Back	←←←←←
Marker	Ⓚ
Sidepass	←-----→

[HSE/WT-7]

Pattern Provided by:

Lauren Murrell

w w w . H o r s e S h o w P a t t e r n s . c o m

w w w . H o r s e S h o w P a t t e r n s . c o m

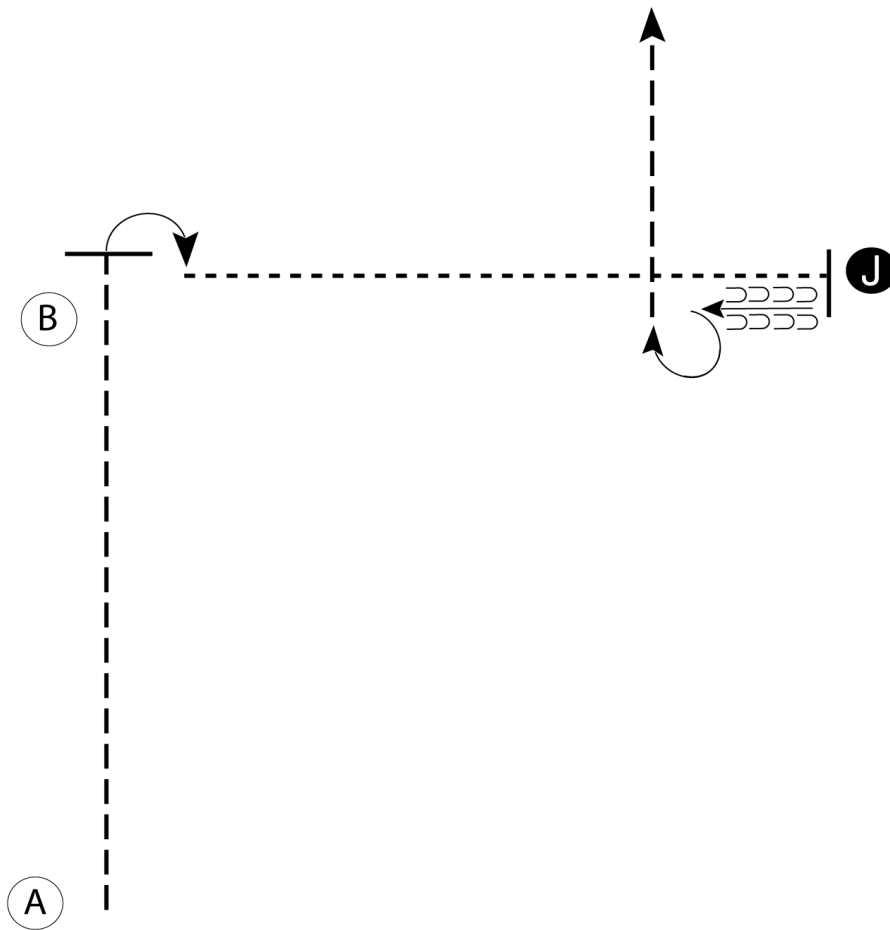
Santa Cruz County Fair

Showmanship All English, Jr, Sr, Open 13 and under and 14-19

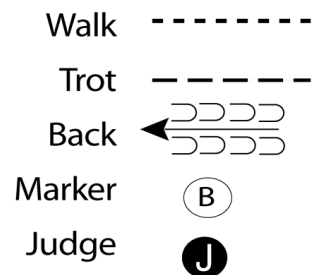
Show Date: 09-13-2022

w w w . H o r s e S h o w P a t t e r n s . c o m

w w w . H o r s e S h o w P a t t e r n s . c o m



1. Begin at A. Trot from A past B
2. Stop and perform a 90 degree turn
3. Walk to the Judge, stop and set up for inspection
4. When dismissed back one horse length and perform a 270 degree turn
5. Trot to the line-up



[S/1-14]

Pattern Provided by:

Lauren Murrell

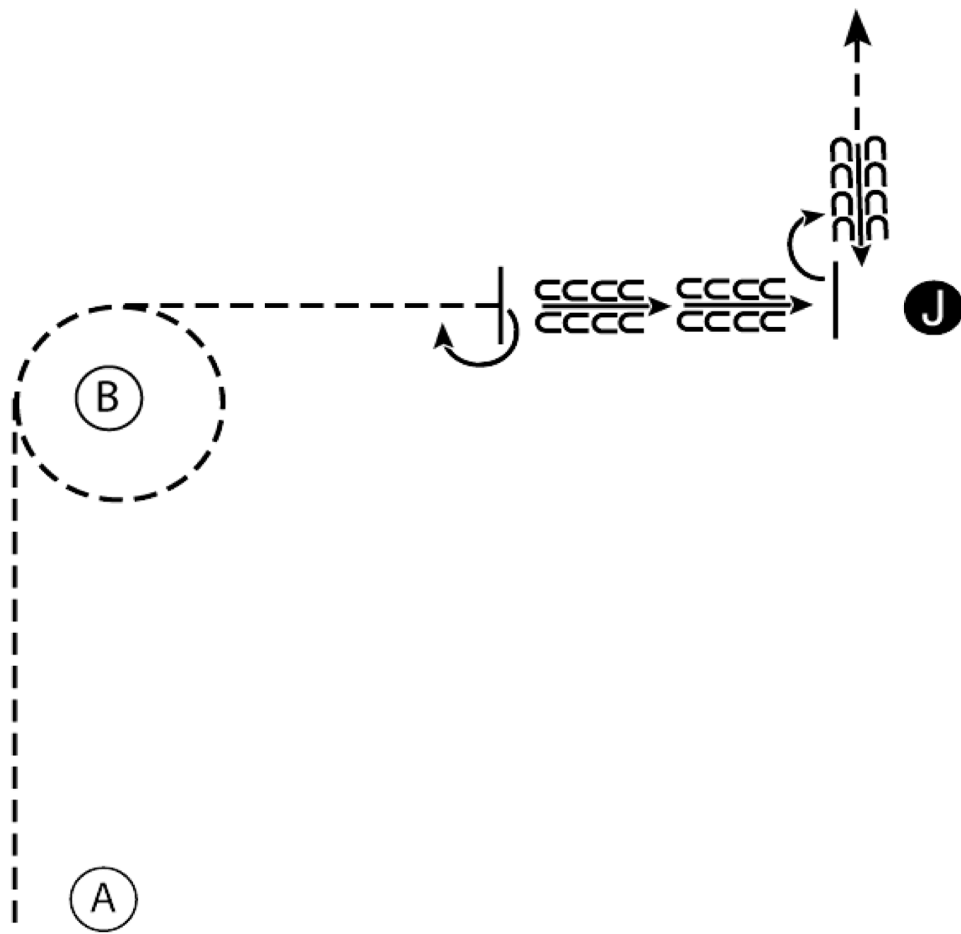
Santa Cruz County Fair

Showmanship Ranch

Show Date: 09-13-2022

w w w . H o r s e S h o w P a t t e r n s . c o m

w w w . H o r s e S h o w P a t t e r n s . c o m



1. Trot from A to B.
2. Trot a circle around B.
3. Trot half way to the Judge. Stop and perform a 180 degree turn.
4. Back to the Judge and set up for inspection.
5. When dismissed perform a 90 degree turn.
6. Back four steps and trot straight away from the Judge.

Walk
Trot - - - - -
Back ← C C C C C
Marker (B)
Judge (J)

[S/3-15]

Pattern Provided by:
Lauren Murrell

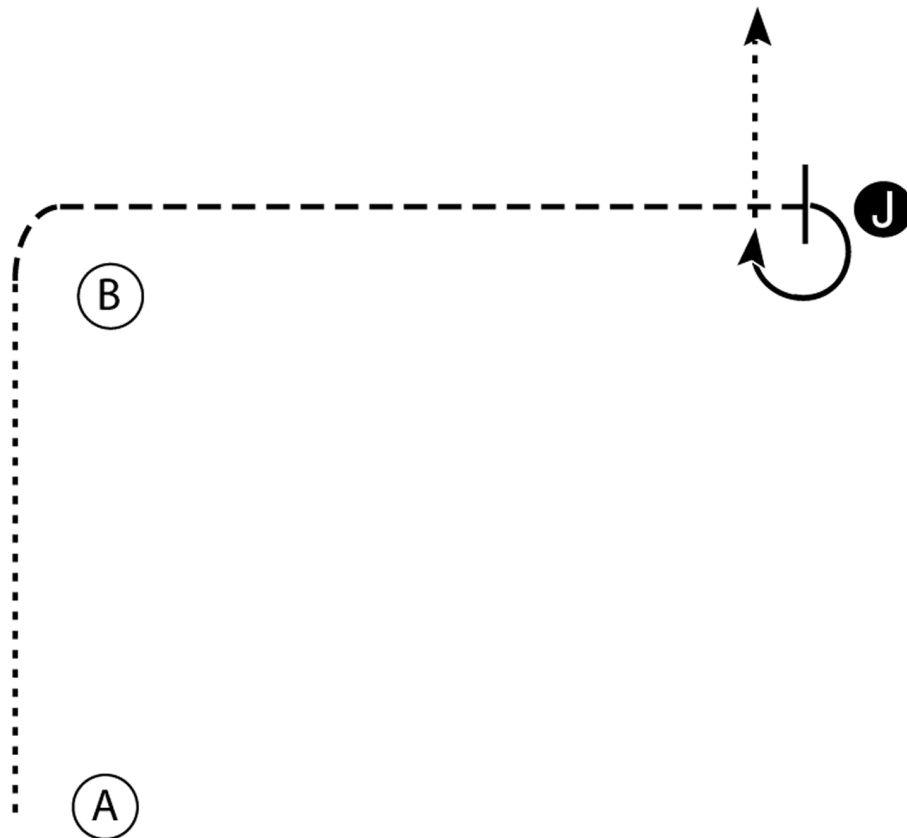
Santa Cruz County Fair

Showmanship Novice, W/J, 10 and under

Show Date: 09-13-2022

w w w . H o r s e S h o w P a t t e r n s . c o m

w w w . H o r s e S h o w P a t t e r n s . c o m



Walk - - - - -

Trot - - - - -

Back ←

Marker (B)

Judge (J)

1. Walk from A to B.
2. Trot from B to the Judge.
3. Stop and set up for inspection.
4. When dismissed perform a 270 degree turn and walk straight away from the Judge.

[SWT-2]

Pattern Provided by:

Lauren Murrell

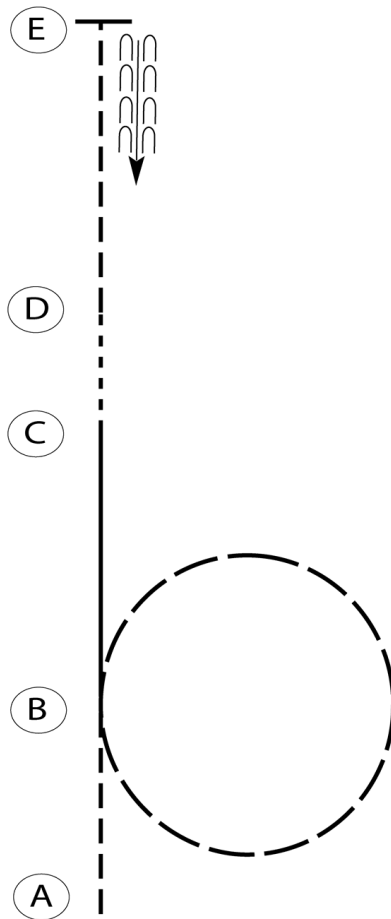
Santa Cruz County Fair

Western Horsemanship Jr, Sr, Open 13 and under and 14-19

Show Date: 09-13-2022

w w w . H o r s e S h o w P a t t e r n s . c o m

w w w . H o r s e S h o w P a t t e r n s . c o m



- Be ready at A.
1. Jog from A to B.
 2. Extend the jog at B and circle to the right at an extended jog.
 3. Lope on the left lead from B to C.
 4. Walk from C to D.
 5. Jog from D to E.
 6. Stop at E and back one horse length.

Retire to the rail or line up at a jog.

Walk	-----
Jog	- - - - -
Extended Jog	- - - - -
Lope	—————
Leg Yield	
Lead Change	— / —
Back	← ← ← ← ←
Marker	⊙ B
Sidepass	← — — — — →

[WH/1-22]

Pattern Provided by:

Lauren Murrell

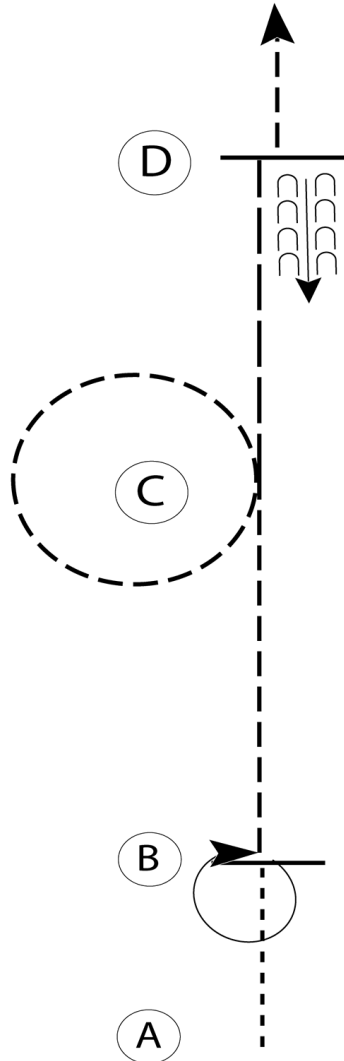
Santa Cruz County Fair

Western Horsemanship All Walk Jog

Show Date: 09-13-2022

w w w . H o r s e S h o w P a t t e r n s . c o m

w w w . H o r s e S h o w P a t t e r n s . c o m



1. Walk from A to B
2. At B stop and perform a 360 degree turn on the hindquarters to the right
3. Jog to C, and jog a circle around C to the left
4. Extend the jog to D
5. At D stop, back five steps, and jog to the line

Walk	-----
Jog	- - - - -
Extended Jog	- - - - -
Lope	—————
Leg Yield	
Lead Change	— / —
Back	← C C C C C
Marker	Ⓟ
Sidepass	←-----→

[WH/WT-15]

Pattern Provided by:

Lauren Murrell